


Accuphase

PRECISION STEREO PREAMPLIFIER

C-2900

- Balanced AAVA volume control
- Quiet and smooth volume sensor construction
- Separate unit amplifiers for left and right
- Separate toroidal transformers for left and right
- Newly developed filtering capacitors
- Printed circuit boards using glass cloth fluorocarbon resin
- Wood cabinet with natural grain finish
- High-performance headphone amplifier






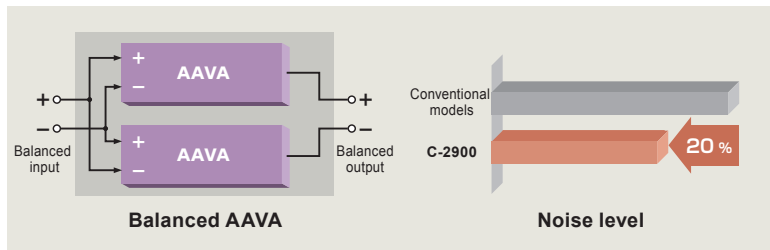
Balanced AAVA preamplifier with exquisite sound reproduction

The preamplifier's volume control is a vital component for maintaining vibrancy in the sound source. Since its founding, Accuphase has spent 50 years in pursuit of creating the ideal volume control circuitry. The C-2900's Balanced AAVA system was designed using Accuphase's original AAVA volume control circuits to significantly improve sonic performance. The faithful reproduction of delicate musical performances by the C-2900 makes it the perfect preamplifier for passionate audiophiles.

Innovation – The leading edge of technology

Balanced volume control, Balanced AAVA


Conventional preamplifiers use variable resistors to adjust volume, which creates grit, causes contacts to deteriorate, and increases noise at normal volume levels. AAVA, however, produces multiple, widely varying signals from the input signal and controls volume by changing the combination of those signals. This achieves minimum noise levels at all volume levels without any grit. The Balanced AAVA principle utilizes two balanced-connection AAVA circuits and reduces noise levels in the C-2900 roughly 20 % over conventional preamplifiers.



Balanced AAVA on circuit boards using glass cloth fluorocarbon resin

Quiet and smooth volume sensor design

The volume sensor detects the angular position of the volume knob and transmits it to the AAVA circuitry. Accuphase developed this volume sensor in-house, using an aluminum block extrusion process to achieve an utterly smooth and solid operation feel and extremely accurate position detection. Operation sounds are minimal even when using the Remote Commander to ensure an extremely quiet and pleasant listening environment.




Volume sensor

Sound quality – In pursuit of the highest quality audio

Separate unit amplifiers for left and right

Music signal circuits like the AAVA contain six unit amplifiers for both the left and right channels. The unit amplifiers on the left and right are housed in 8mm thick hard aluminum frames to suppress electrical interference and prevent vibrations from adversely impacting sound quality.



8mm thick hard aluminum frame

Independent power supplies for left and right channels

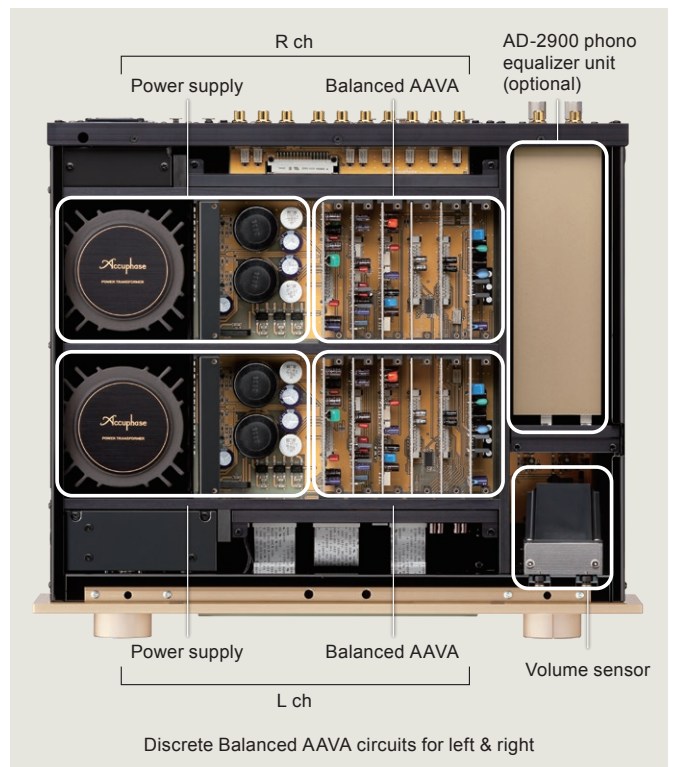
The power source that drives the different circuits can greatly affect sound quality. Both the right and left channels feature a high-quality toroidal transformer inside a cast-aluminum case equipped with heat dissipation fins. The two newly developed 10,000 μF high-capacity, high-quality filtering capacitors mounted in each channel supply plentiful power for unimpeded handling of load fluctuations.



Toroidal transformers




Filtering capacitors (10,000 μF \times 4 pcs)



R ch
Power supply
Balanced AAVA
AD-2900 phono equalizer unit (optional)
L ch
Power supply
Balanced AAVA
Volume sensor
Discrete Balanced AAVA circuits for left & right

Advanced features


- **Balanced AAVA volume control**
- **Logic-controlled relays for signal switching assure high sound quality and long-term reliability**
- **Printed circuit boards for signal transmission use glass cloth fluorocarbon resin with low dielectric constant and minimum loss along with gold-plating on copper foil surfaces**
- **Power supply circuits with separate toroidal transformers and filtering capacitors (10,000 μF \times 4 pcs) for the left and right**
- **Newly developed volume sensor construction for a quiet and smooth operation feel**
- **Versatile arrangement of inputs and outputs (five line level inputs, two balanced inputs, two line level outputs, and two balanced outputs)**
- **Line level input and output connectors for a recorder**
- **Line level and balanced EXT PRE inputs for connection of an external preamplifier**
- **Individual phase setting for each input**
- **Switchable overall gain (12 dB / 18 dB / 24 dB)**
- **Left / right balance control through Balanced AAVA**
- **Stereo signal can be switched to monophonic operation**
- **Volume attenuator to instantly reduce sound to as low as -20 dB**
- **Loudness compensator for correcting the perceived spectral balance**
- **Informative and easy to read input and volume level display with on / off switching**
- **Discretely configured, high-quality headphone amplifier with parallel push/pull output stages**
- **Subsonic filter that cuts off ultra-low frequency noise from record warping**
- **Front panel switching function for using a phono equalizer expansion unit**
 - MC/MM switching
 - MC load impedance switching (10 / 30 / 100 / 200 / 300 ohms)
 - Gain switching (MM: 34 / 40 dB, MC: 64 / 70 dB)
- **Natural grain wood case with a mirror finish crafted by artisans using carefully selected virgin wood**
- **High-carbon cast iron insulator feet with superior damping characteristics**



- 1 Output selector for using an external preamplifier and controlling output operation
- 2 Gain selector for overall system gain
- 3 Left / right balance control knob
- 4 Loudness compensator for correcting the perceived spectral balance
- 5 Headphone level selector for switching headphone amplifier gain
- 6 Recorder selector for function switching when a recorder is connected
- 7 Phase selector button for input signal
- 8 Button for switching stereo signals to a monophonic signal
- 9 Filter button to prevent ultra-low frequency noise from impacting audible bandwidths

With phono equalizer

- 10 AD GAIN button for phono equalizer gain switching
- 11 MC/MM button for cartridge type switching
- 12 MC LOAD buttons to adjust MC cartridge load impedance
- 13 Display button to turn input and volume displays off



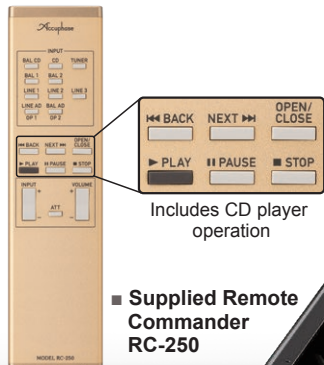
Headphone amplifier



Wood case with grain mirror finish



High-carbon cast iron insulator feet




Includes CD player operation

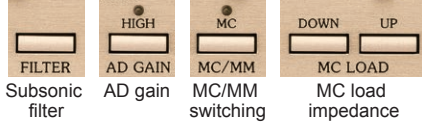
- **Supplied Remote Commander RC-250**



Optional: AD-2900 phono equalizer unit



Separate boards for left and right

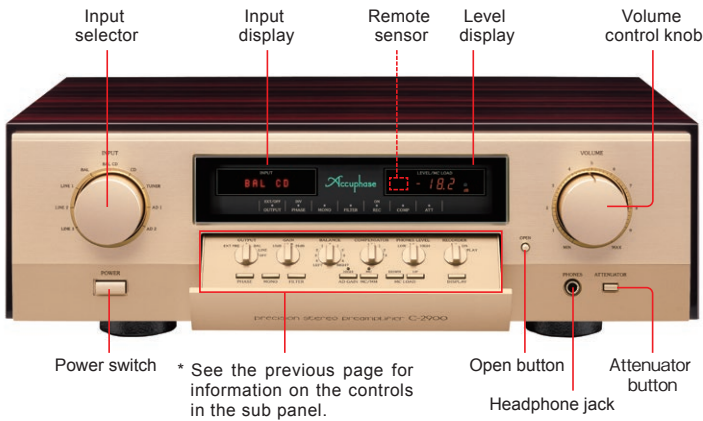


Adding the AD-2900 to the C-2900 allows you to play analog discs.

- Contains equalizer units with boards using glass cloth fluorocarbon resin with totally separated left / right channels
- Ideal MC/MM independent input circuit to achieve high noise performance
- Differential-style equalizer for high-precision RIAA characteristics
- Two input terminals to connect up to two tone arms
- Functions that can be operated from the front panel
- Memory settings for each input terminal
- Robust aluminum case to shield against external noise
- MC Gain : 64 / 70 dB switching
Input impedance : 10 / 30 / 100 / 200 / 300 ohms switching
- MM Gain : 34 / 40 dB switching
Input impedance : 47 kilohms rated

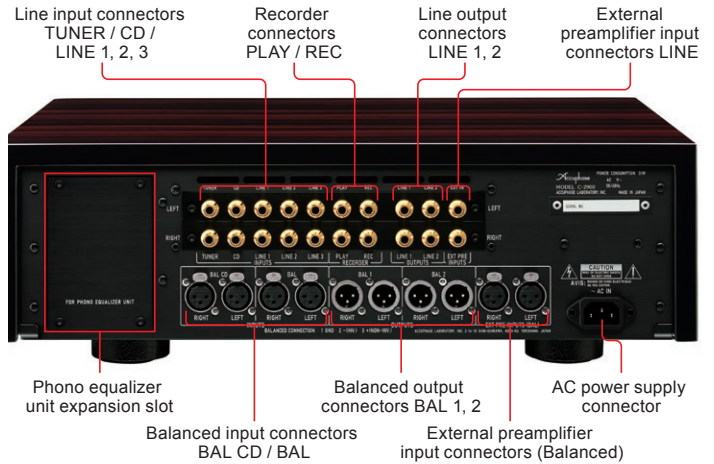
* Can be installed on earlier models (e.g. C-2850). Please contact your Accuphase dealer or distributor.

Front Panel



* See the previous page for information on the controls in the sub panel.

Rear Panel



C-2900 Guaranteed Specifications [Guaranteed specifications are measured according to EIA standard RS-490.]

Frequency response	BALANCED / LINE INPUT		3 – 200,000 Hz +0 –3.0 dB			
	★AD INPUT		20 – 20,000 Hz +0 –0.2 dB			
Total harmonic distortion	20 – 20,000 Hz	At rated output	All input connectors	0.005%		
		MM / 40 dB, MC	20 – 20,000 Hz ±0.2 dB			
		MM / 34 dB	20 – 20,000 Hz ±0.3 dB			
Input sensitivity, Input impedance	Input connector	Input sensitivity		Input impedance		
		At rated output	For 0.5 V output			
	BALANCED	252 mV	63 mV	40 kilohms (20 kilohms / 20 kilohms)		
	LINE	252 mV	63 mV	20 kilohms		
	★AD: MM / 34 dB	5.0 mV	1.26 mV	47 kilohms		
	★AD: MM / 40 dB	2.5 mV	0.63 mV	47 kilohms		
Rated output voltage, Output impedance	BALANCED / LINE OUTPUT		2 V	50 ohms		
	★RECORDER REC (at AD input)		252 mV	50 ohms		
	Input connector	Input shorted (A weighting)		S/N ratio (EIA)		
		S/N ratio at rated output			Input-converted noise	
BALANCED / LINE		113 dB	-125 dBV			110 dB
★AD: MM / 34 dB		91 dB	-137 dBV			85 dB
★AD: MM / 40 dB	85 dB	-137 dBV	85 dB			
★AD: MC / 64 dB	79 dB	-155 dBV	85 dB			
★AD: MC / 70 dB	73 dB	-155 dBV	85 dB			
Max. output level	BALANCED / LINE OUTPUT		7.0 V			
	(Distortion: 0.005 %, 1 kHz)	RECORDER REC (at AD input)	6.0 V			

Max. input voltage	BALANCED / LINE INPUT		6.0 V
	(Distortion: 0.005 %, 1 kHz)	★AD MM / 34 dB INPUT	190 mV
		★AD MM / 40 dB INPUT	95 mV
		★AD MC / 64 dB INPUT	6.0 mV
		★AD MC / 70 dB INPUT	3.0 mV
Minimum load impedance	BALANCED / LINE OUTPUT		600 ohms
	RECORDER REC		10 kilohms
Crosstalk	-80 dB / 10 kHz		
Gain (Gain switching: 18 dB) * ±6 dB GAIN switching possible for all modes except REC OUTPUT	INPUT		Gain
	BALANCED / LINE	BALANCED / LINE	18 dB
	BALANCED / LINE	RECORDER REC	0 dB
	★AD MM: 34 / 40 dB	BALANCED / LINE	52 / 58 dB
	★AD MM: 34 / 40 dB	RECORDER REC	34 / 40 dB
	★AD MC: 64 / 70 dB	BALANCED / LINE	82 / 88 dB
★AD MC: 64 / 70 dB	RECORDER REC	64 / 70 dB	
Loudness compensation	1: +2 dB (100 Hz), 2: +4 dB (100 Hz), 3: +6.5 dB (100 Hz)		
Subsonic filter	10 Hz	-18 dB/octave	
Headphone jack	Suitable impedance	8 ohms or higher	
	Output level	2 V (40 ohms)	
	Level switching	LOW:-10dB, HIGH:+10dB from standard MID level	
Attenuator	-20 dB		
Power requirements	120 V, 220 V, 230 V AC (voltage as indicated on rear panel)		50 / 60 Hz
Power consumption	31 W [With AD-2900 expansion: 35 W]		
Maximum dimensions	Width 477 mm (18.78") × Height 156 mm (6.14") × Depth 412 mm (16.22")		
	[With AD-2900 expansion: Depth 414 mm (16.23")]		
Mass	Net	24.2 kg (53.4 lbs) [With AD-2900 expansion: 25.1 kg (55.3 lbs)]	
	In shipping carton	31 kg (69 lbs)	

Supplied accessories

- AC power cord
- Remote Commander RC-250
- Audio cable with plugs ASL-10B, 1 m (39.4")
- Cleaning cloth

★ With the AD-2900 expansion unit.

Remarks

- ★ This product is available in versions for 120/220/230 V AC. Make sure that the voltage shown on the rear panel matches the AC line voltage in your area.
- ★ The 230 V version has an Eco Mode that switches power off after 120 minutes of inactivity.
- ★ The shape of the plug of the supplied AC power cord depends on the voltage rating and destination country.



ACCUPHASE LABORATORY, INC.